



EV Charger Spec Sheet

Phihong 80A

Level 2 EV Charger

80A Wall-Mount EV AC Charger















For information on the optional charging pedestal, please refer to the accessory section.

Applications

- Parking Garages
- Commercial Fleet Operators
- EV Infrastructure Operators and Service Providers
- EV Dealer Workshops

Features

-  Designed for Residential & Commercial EV charging
-  Wired/Wireless connection for Central Management System
-  Support for RFID Card and QR Code for User Authentication and Management
-  Input: 200Vac~240Vac
-  Modern, Ergonomic and Custom Design
-  Optional 5-inch LCD Display
-  NEMA 4 Rated for Indoor/Outdoor Applications
-  Charging Interface: SAE J1772 (Type 1)
-  OCPP 1.6 JSON (Upgradeable to 2.0)
-  ISO 15118 Protocol
-  Local Load Management, Making the Field Power Configuration Planning of Charging Stations More Flexible
-  Over the Air Technology

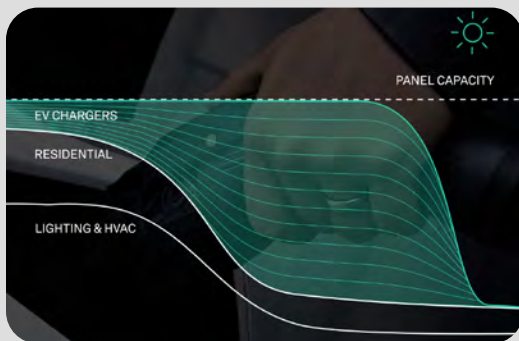
Model Name		AX80 Series
Safety		UL Safety & EnergyStar™
Picture		
Power Specification		
AC Input	Input Rating	Single-Phase/L, N, PE; L1, L2, PE/ 200~240Vac
	AC Input Connection	TN/TT
	Input Current	80A
	Frequency	50Hz/60Hz
AC Output	Output Current	Single-Phase/80A (max) (with AC breaker capacity selection)
	Output Power	19.2kW (240Vac*80A)
User Interface & Control		
Display		5" LCD Display, LED Indicator
User Authentication		RFID (Standard), ISO/IEC 14443 Type A/B, Felica or Contactless NFC System (Optional)
Communication		
Vehicle to Grid Communication Interface		ISO 15118 (upgradeable via OTA)
Network Interface		Ethernet + Wi-Fi (IEEE 802.11 b/g/n) (standard) Ethernet + Wi-Fi (IEEE 802.11 b/g/n) + 4G (optional)
Charge Protocol		OCPP 1.6 JSON (upgradeable to 2.0)
Environmental		
Operating Temperature		-30°C +50°C (-22°F +122°F) Standard or -20°C to +50°C (-4°F to +122°F) With External EMV Payment
Humidity		< 85% (RH), Non-Condensing @50°C (+122°F)
Altitude		≤ 2000m (6562ft)
Enclosure Protection (IK/IP Level)		NEMA 4, IK08
Cooling Method		Natural Cooling
Mechanical		
Dimension(WxDxH)		295mm x 158mm x 505mm (11.61in x 6.22in x 19.88in)
Weight		<13kg (28.66lbs)
Cable Length		5m (16.4ft) Standard 7.5m (24.6ft) with Optional Cable Management
Protection		
Input Side		UVP, OVP, Surge Protection, Ground Fault
Output Side		OCP, Control Pilot Fault, Residual Current Protection
Protocol		OTP, Relay Welding Detection, CCID Self-Test, MCU Function Fault Detection
Regulation		
Certification		UL2594, UL2231-1/-2, CTEP, EnergyStar™
Wireless Certification		FCC/IC
Charging Interface		SAEJ1772 Type 1 Plug

EV Charging for Busy Buildings



SWTCH's EV charging management platform is designed specifically for multi-tenant buildings

By leveraging state-of-the-art software technology, SWTCH OS™ enables unit owners and building management to successfully deploy and manage a cost-effective EV charging system that works for your EV charging system today, and in the future.



SWTCH's Intelligent load manager can manage up to 10x more chargers on your existing capacity

SWTCH Control™ intelligently distributes energy to the chargers based on the real-time capacity available on the circuit, panel and/or building, allowing buildings to safely install up to 10 times the number of chargers on your existing electrical infrastructure.



A first-class charging experience - complete with 24/7/365 driver support

Our flexible charging experience ensures EV drivers can get the charge they need, when and how they want it:

- iPhone & Android app
- No download required via SWTCH's in-browser app
- Tap-and-go charging with our complimentary RFID card

Our team of live customer support agents are available via phone and email around the clock to ensure your chargers are working well and drivers have a delightful charging experience, every time.