



Union  
RIDE Built



100% Battery



# THE **ACHIEVER**<sup>™</sup>

100% Battery Electric School Bus

ZERO  
emissions



1000+ U.S.

Employees

SAFEST Battery  
Technology



EMPOWERING  
EDUCATION



# EMPOWERING EDUCATION

**THE ACHIEVER™** includes the latest innovations that can enhance air quality, reduce emissions, and provide a healthier environment for our communities.

## DIMENSIONS

Length	26.74 ft	8.15 m
Width	8 ft	2.44 m
Height	10.63 ft	3.24 m
Wheelbase	15.4 ft	4.7 m
GVWR	21,500 lbs	9,752 kg
Passenger Seats	Up to 30	
Wheelchair Area	Optional	

## PERFORMANCE

Top Speed	65 mph	104.6 kph
Max Gradeability	28%	
Range <sup>1</sup>	Up to 105 miles	169km <sup>1</sup>
Approach / Departure Angle	20° / 10°	

## CHASSIS

Front Axle	7,500 lbs
Rear Axle	14,100 lbs
Suspension	Leaf Spring Suspension
Brakes	F+R Air Disc Brakes, EBS+ESC
Tires	215/75 R17.5

## POWERTRAIN

Motor Type	AC Synchronous
Max Power	200 kW
Max Torque	2,800 N * m
Transmission	Direct Drive No Transmission
Battery Type	LFP Battery
Battery Capacity <sup>2</sup>	156 kWh
Charging Type <sup>3</sup>	CCS Combo DC / J1772 AC Charging Capability, Bi-Directional (V2G) Level 2 - Up to 19.2 kW AC - 8-9 hrs Level 3 - Up to 110 kW DC - 1-2 hrs

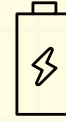
All information based on the latest data available at the time of printing.  
Final specs subject to change at production.

- Variables affecting range include air temperature, weather, grade, speed, driver habits, and use of air conditioning and heating.
- Initial battery capacity shown. May decrease with time and use.
- Battery age and outside ambient temperature affect charging times.

Rev 03-24



**169** km<sup>1</sup>  
Range



**156** kWh  
Battery Capacity



**12** year  
Warranty

ZERO  
emissions

SAFES  
Technology



100% Battery

**BYD Canada**  
190 Harry Walker Pkwy N  
Newmarket, ON L3Y 7B4  
en.byd.com



**Real Innovation Delivered with Excellence™**





Union  
RIDE Built



100% Battery



# THE CREATOR™

100% Battery Electric School Bus

ZERO  
emissions



1000+ U.S.  
Employees

SAFEST Battery  
Technology



EMPOWERING  
EDUCATION



# EMPOWERING EDUCATION

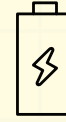
**THE CREATOR™** includes the latest innovations that can enhance air quality, reduce emissions, and provide a healthier environment for our communities.

## DIMENSIONS

Length	39 ft / 36 ft (Opt)	11.9 m / 11 m
Width	8 ft	2.44 m
Height	11.08 ft	3.38 m
Wheelbase	23.33 ft / 21.67 ft	7.11 m / 6.6 m
GVWR	36,000 lbs	16,329.32 kg
Passenger Seats	Up to 75 / Up to 69	
Wheelchair Area	Optional	



**185** km<sup>1</sup>  
Range



**193** kWh  
Battery Capacity



**12** year  
Warranty

## PERFORMANCE

Top Speed	65 mph	104.6 kph
Max Gradeability	21%	
Range <sup>1</sup>	Up to 175 miles	Up to 282 km
Approach / Departure Angle	23° / 10°	

## CHASSIS

Front Axle	11,020 lbs
Rear Axle	24,250 lbs
Suspension	F: Leaf Spring, R: Air Suspension
Brakes	F+R Air Disc Brakes, EBS+ESC
Tires	11R 22.5

## POWERTRAIN

Motor Type	AC Synchronous
Max Power	260 kW
Max Torque	750 N*m
Transmission	2 Speed Transmission
Battery Type	LFP Battery
Battery Capacity <sup>2</sup>	288 kWh
Charging <sup>3</sup>	CCS Combo DC / J1772 AC Charging Capability, Bi-Directional (V2G) Level 2 - Up to 19.2 kW AC - 15 hrs Level 3 - Up to 110 kW DC - 2.5 hrs

All information based on the latest data available at the time of printing.  
**Final specs subject to change at production.**

- Variables affecting range include air temperature, weather, grade, speed, driver habits, and use of air conditioning and heating.
- Initial battery capacity shown. May decrease with time and use.
- Battery age and outside ambient temperature affect charging times.

Rev 03-24



**BYD Canada**  
190 Harry Walker Pkwy N  
Newmarket, ON L3Y 7B4  
en.byd.com



**Real Innovation Delivered with Excellence™**





Union  
RIDE Built



100% Battery



# THE CREATOR™

100% Battery Electric School Bus

ZERO  
emissions



1000+ U.S.  
Employees

SAFEST Battery  
Technology



EMPOWERING  
EDUCATION



# EMPOWERING EDUCATION

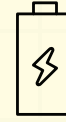
**THE CREATOR™** includes the latest innovations that can enhance air quality, reduce emissions, and provide a healthier environment for our communities.

## DIMENSIONS

Length	39 ft / 36 ft (Opt)	11.9 m / 11 m
Width	8 ft	2.44 m
Height	11.08 ft	3.38 m
Wheelbase	23.33 ft / 21.67 ft	7.11 m / 6.6 m
GVWR	36,000 lbs	16,329.32 kg
Passenger Seats	Up to 75 / Up to 69	
Wheelchair Area	Optional	



**270** km<sup>1</sup>  
Range



**282** kWh  
Battery Capacity



**12** year  
Warranty

## PERFORMANCE

Top Speed	65 mph	104.6 kph
Max Gradeability	21%	
Range <sup>1</sup>	Up to 175 miles	Up to 282 km
Approach / Departure Angle	23° / 10°	

## CHASSIS

Front Axle	11,020 lbs
Rear Axle	24,250 lbs
Suspension	F: Leaf Spring, R: Air Suspension
Brakes	F+R Air Disc Brakes, EBS+ESC
Tires	11R 22.5


## POWERTRAIN

Motor Type	AC Synchronous
Max Power	260 kW
Max Torque	750 N*m
Transmission	2 Speed Transmission
Battery Type	LFP Battery
Battery Capacity <sup>2</sup>	288 kWh
Charging <sup>3</sup>	CCS Combo DC / J1772 AC Charging Capability, Bi-Directional (V2G) Level 2 - Up to 19.2 kW AC - 15 hrs Level 3 - Up to 110 kW DC - 2.5 hrs

All information based on the latest data available at the time of printing.  
**Final specs subject to change at production.**

- Variables affecting range include air temperature, weather, grade, speed, driver habits, and use of air conditioning and heating.
- Initial battery capacity shown. May decrease with time and use.
- Battery age and outside ambient temperature affect charging times.

Rev 03-24



**BYD Canada**  
190 Harry Walker Pkwy N  
Newmarket, ON L3Y 7B4  
en.byd.com



**Real Innovation Delivered with Excellence™**





Union  
RIDE Built



100% Battery



# THE DREAMER™

100% Battery Electric School Bus

ZERO  
emissions

1000+ U.S.  
Employees



SAFEST Battery  
Technology



EMPOWERING  
EDUCATION



# EMPOWERING EDUCATION

**THE DREAMER**™ includes the latest innovations that can enhance air quality, reduce emissions, and provide a healthier environment for our communities.

## DIMENSIONS

Length	40 ft	12.19 m
Width	8.5 ft	2.59 m
Height	11.16 ft	3.4 m
Wheelbase	22.8 ft	6.9 m
GVWR	39,680 lbs	17,999 kg
Passenger Seats	Up to 78	
Wheelchair Area	Optional	

## PERFORMANCE

Top Speed	65 mph	104.6 kph
Max Gradeability	20%	
Range <sup>1</sup>	Up to 155 miles	Up to 249 km
Approach / Departure Angle	8.3° / 9°	

## CHASSIS

Front Axle	16,090 lbs
Rear Axle	28,660 lbs
Suspension	Air Suspension
Brakes	F+R Air Disc Brakes, EBS+ESC
Tires	305/70 R22.5

## POWERTRAIN

Motor Type	AC Synchronous
Max Power	150 kW x 2
Max Torque	1100 N * m
Transmission	Direct Drive, No Transmission
Battery Type	LFP Battery
Battery Capacity <sup>2</sup>	255 kWh
Charging Type <sup>3</sup>	CCS Combo DC / J1772 AC Charging Capability, Bi-Directional (V2G) Level 2 - Up to 19.2 kW AC - 14.5-15 hrs Level 3 - Up to 110 kW DC - 2.5-3 hrs

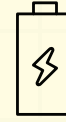
All information based on the latest data available at the time of printing.  
**Final specs subject to change at production.**

- Variables affecting range include air temperature, weather, grade, speed, driver habits, and use of air conditioning and heating.
- Initial battery capacity shown. May decrease with time and use.
- Battery age and outside ambient temperature affect charging times.

Rev 03-24



**249** km<sup>1</sup>  
Range



**255** kWh  
Battery Capacity



**12** year  
Warranty



**BYD Canada**  
 190 Harry Walker Pkwy N  
 Newmarket, ON L3Y 7B4  
 en.byd.com



**Real Innovation Delivered with Excellence™**

